

Freedom in the World 2011

Table of Independent Countries

Country	Freedom Status	PR	CL	Trend Arrow
Afghanistan	Not Free	6	6	↓
Albania*	Partly Free	3	3	
Algeria	Not Free	6	5	
Andorra*	Free	1	1	
Angola	Not Free	6	5	
Antigua and Barbuda*	Free	3	2	
Argentina*	Free	2	2	
Armenia	Partly Free	6	4	
Australia*	Free	1	1	
Austria*	Free	1	1	
Azerbaijan	Not Free	6	5	
Bahamas*	Free	1	1	
Bahrain	Not Free	6	5	↓
Bangladesh*	Partly Free	3	4	
Barbados*	Free	1	1	
Belarus	Not Free	7	6	
Belgium*	Free	1	1	
Belize*	Free	1	2	
Benin*	Free	2	2	
Bhutan	Partly Free	4	5	
Bolivia*	Partly Free	3	3	
Bosnia and Herzegovina*	Partly Free	4	3	
Botswana*	Free	3	2	
Brazil*	Free	2	2	
Brunei	Not Free	6	5	
Bulgaria*	Free	2	2	
Burkina Faso	Partly Free	5	3	
Burma	Not Free	7	7	
Burundi	Partly Free	5 ▼	5	
Cambodia	Not Free	6	5	↓
Cameroon	Not Free	6	6	
Canada*	Free	1	1	
Cape Verde*	Free	1	1	
Central African Republic	Partly Free	5	5	
Chad	Not Free	7	6	
Chile*	Free	1	1	
China	Not Free	7	6	
Colombia*	Partly Free	3	4	↑
Comoros*	Partly Free	3	4	

FREEDOM IN THE WORLD 2011: THE AUTHORITARIAN CHALLENGE TO DEMOCRACY

Country	Freedom Status	PR	CL	Trend Arrow
Congo (Brazzaville)	Not Free	6	5	
Congo (Kinshasa)	Not Free	6	6	
Costa Rica*	Free	1	1	
Côte d'Ivoire	Not Free	7 ▼	6 ▼	
Croatia*	Free	1	2	
Cuba	Not Free	7	6	
Cyprus*	Free	1	1	
Czech Republic*	Free	1	1	
Denmark*	Free	1	1	
Djibouti	Not Free ▼	6 ▼	5	
Dominica*	Free	1	1	
Dominican Republic*	Free	2	2	
East Timor*	Partly Free	3	4	
Ecuador*	Partly Free	3	3	
Egypt	Not Free	6	5	↓
El Salvador*	Free	2	3	
Equatorial Guinea	Not Free	7	7	
Eritrea	Not Free	7	7	
Estonia*	Free	1	1	
Ethiopia	Not Free ▼	6 ▼	6 ▼	
Fiji	Partly Free	6	4	↓
Finland*	Free	1	1	
France*	Free	1	1	↓
Gabon	Not Free	6	5	
The Gambia	Partly Free	5	5	
Georgia	Partly Free	4	3 ▲	
Germany*	Free	1	1	
Ghana*	Free	1	2	
Greece*	Free	1	2	
Grenada*	Free	1	2	
Guatemala*	Partly Free	4	4	
Guinea	Partly Free ▲	5 ▲	5 ▲	
Guinea-Bissau	Partly Free	4	4	↓
Guyana*	Free	2	3	
Haiti	Partly Free	4	5	↓
Honduras	Partly Free	4	4	
Hungary*	Free	1	1	↓
Iceland*	Free	1	1	
India*	Free	2	3	
Indonesia*	Free	2	3	
Iran	Not Free	6	6	↓
Iraq	Not Free	5	6	

FREEDOM IN THE WORLD 2011: THE AUTHORITARIAN CHALLENGE TO DEMOCRACY

Country	Freedom Status	PR	CL	Trend Arrow
Ireland*	Free	1	1	
Israel*	Free	1	2	
Italy*	Free	1	2	
Jamaica*	Free	2	3	
Japan*	Free	1	2	
Jordan	Not Free	6	5	
Kazakhstan	Not Free	6	5	
Kenya	Partly Free	4	3 ▲	
Kiribati*	Free	1	1	
Kosovo	Partly Free	5	4	
Kuwait	Partly Free	4	5 ▼	
Kyrgyzstan	Partly Free ▲	5 ▲	5	
Laos	Not Free	7	6	
Latvia*	Free	2	2 ▼	
Lebanon	Partly Free	5	3	
Lesotho*	Partly Free	3	3	
Liberia*	Partly Free	3	4	
Libya	Not Free	7	7	
Liechtenstein*	Free	1	1	
Lithuania*	Free	1	1	
Luxembourg*	Free	1	1	
Macedonia*	Partly Free	3	3	
Madagascar	Partly Free	6	4	↓
Malawi*	Partly Free	3	4	
Malaysia	Partly Free	4	4	
Maldives*	Partly Free	3	4	
Mali*	Free	2	3	
Malta*	Free	1	1	
Marshall Islands*	Free	1	1	
Mauritania	Not Free	6	5	
Mauritius*	Free	1	2	
Mexico*	Partly Free ▼	3 ▼	3	
Micronesia*	Free	1	1	
Moldova*	Partly Free	3	3 ▲	
Monaco*	Free	2	1	
Mongolia*	Free	2	2	
Montenegro*	Free	3	2	
Morocco	Partly Free	5	4	
Mozambique	Partly Free	4	3	
Namibia*	Free	2	2	
Nauru*	Free	1	1	
Nepal	Partly Free	4	4	
Netherlands*	Free	1	1	

FREEDOM IN THE WORLD 2011: THE AUTHORITARIAN CHALLENGE TO DEMOCRACY

Country	Freedom Status	PR	CL	Trend Arrow
New Zealand*	Free	1	1	
Nicaragua*	Partly Free	4	4	
Niger	Partly Free	5	4	
Nigeria	Partly Free	4 ▲	4	
North Korea	Not Free	7	7	
Norway*	Free	1	1	
Oman	Not Free	6	5	
Pakistan	Partly Free	4	5	
Palau*	Free	1	1	
Panama*	Free	1	2	
Papua New Guinea*	Partly Free	4	3	
Paraguay*	Partly Free	3	3	
Peru*	Free	2	3	
Philippines*	Partly Free	3 ▲	3	
Poland*	Free	1	1	
Portugal*	Free	1	1	
Qatar	Not Free	6	5	
Romania*	Free	2	2	
Russia	Not Free	6	5	
Rwanda	Not Free	6	5	↓
Saint Kitts and Nevis*	Free	1	1	
Saint Lucia*	Free	1	1	
Saint Vincent and Grenadines*	Free	1 ▲	1	
Samoa*	Free	2	2	
San Marino*	Free	1	1	
São Tomé and Príncipe*	Free	2	2	
Saudi Arabia	Not Free	7	6	
Senegal*	Partly Free	3	3	
Serbia*	Free	2	2	
Seychelles*	Partly Free	3	3	
Sierra Leone*	Partly Free	3	3	
Singapore	Partly Free	5	4	
Slovakia*	Free	1	1	
Slovenia*	Free	1	1	
Solomon Islands	Partly Free	4	3	
Somalia	Not Free	7	7	
South Africa*	Free	2	2	
South Korea*	Free	1	2	
Spain*	Free	1	1	
Sri Lanka	Partly Free	5 ▼	4	
Sudan	Not Free	7	7	
Suriname*	Free	2	2	
Swaziland	Not Free	7	5	↓

Country	Freedom Status	PR	CL	Trend Arrow
Sweden*	Free	1	1	
Switzerland*	Free	1	1	
Syria	Not Free	7	6	
Taiwan*	Free	1	2	
Tajikistan	Not Free	6	5	
Tanzania*	Partly Free	3 ▲	3	
Thailand	Partly Free	5	4	↓
Togo	Partly Free	5	4	
Tonga*	Partly Free	3 ▲	3	
Trinidad and Tobago*	Free	2	2	
Tunisia	Not Free	7	5	
Turkey*	Partly Free	3	3	
Turkmenistan	Not Free	7	7	
Tuvalu*	Free	1	1	
Uganda	Partly Free	5	4	
Ukraine*	Partly Free ▼	3	3 ▼	
United Arab Emirates	Not Free	6	5	
United Kingdom*	Free	1	1	
United States*	Free	1	1	
Uruguay*	Free	1	1	
Uzbekistan	Not Free	7	7	
Vanuatu*	Free	2	2	
Venezuela	Partly Free	5	5 ▼	
Vietnam	Not Free	7	5	
Yemen	Not Free	6	5	
Zambia*	Partly Free	3	4	↓
Zimbabwe	Not Free	6	6	

PR and CL stand for political rights and civil liberties, respectively; 1 represents the most free and 7 the least free rating.

▲ ▼ up or down indicates an improvement or decline in ratings or status since the last survey.

↑ ↓ up or down indicates a trend of positive or negative changes that took place but were not sufficient to result in a change in political rights or civil liberties ratings.

* indicates a country's status as an electoral democracy.

NOTE: The ratings reflect global events from January 1, 2010, through December 31, 2010.

Table of Related Territories

Territory	Freedom Status	PR	CL	Trend Arrow
Hong Kong	Partly Free	5	2	
Puerto Rico	Free	1	1	

Table of Disputed Territories

Territory	Freedom Status	PR	CL	Trend Arrow
Abkhazia	Partly Free	5	5	
Gaza Strip	Not Free	6	6	
Indian Kashmir	Partly Free	4	5 ▼	
Nagorno-Karabakh	Not Free ▼	6 ▼	5	
Northern Cyprus	Free	2	2	
Pakistani Kashmir	Not Free	6	5	
Somaliland	Partly Free	4 ▲	5	
South Ossetia	Not Free	7	6	
Tibet	Not Free	7	7	
Transnistria	Not Free	6	6	
West Bank	Not Free	6	5	
Western Sahara	Not Free	7	6	

Status and Ratings Changes, Trend Arrow Explanations

Status Changes	
<i>Improvements</i>	
Guinea	Guinea's political rights rating improved from 7 to 5, its civil liberties rating from 6 to 5, and its status from Not Free to Partly Free due to a transition from military to civilian rule, credible presidential elections held in November 2010, and heightened observance of freedoms of expression and association.
Kyrgyzstan	Kyrgyzstan's political rights rating improved from 6 to 5 and its status from Not Free to Partly Free due to the adoption of a new constitution designed to dismantle the superpresidential system, and genuinely competitive, multiparty parliamentary elections held in October 2010.
<i>Declines</i>	
Djibouti	Djibouti's political rights rating declined from 5 to 6 and its status from Partly Free to Not Free due to constitutional changes that will allow President Ismael Omar Guelleh to run for a third term in office.
Ethiopia	Ethiopia's political rights rating declined from 5 to 6, its civil liberties rating from 5 to 6, and its status from Partly Free to Not Free due to national elections that were thoroughly tainted by intimidation of opposition supporters and candidates as well as a clampdown on independent media and nongovernmental organizations.
Mexico	Mexico's political rights rating declined from 2 to 3 and its status from Free to Partly Free due to the targeting of local officials by organized crime groups and the government's inability to protect citizens' rights in the face of criminal violence.
Nagorno-Karabakh	Nagorno-Karabakh's political rights rating declined from 5 to 6 and its status from Partly Free to Not Free due to the complete absence of opposition candidates in the May 2010 parliamentary elections.
Ukraine	Ukraine's civil liberties rating declined from 2 to 3 and its status from Free to Partly Free due to deteriorating media freedom, secret service pressure on universities to keep students from participating in protests, government hostility toward opposition gatherings and foreign nongovernmental organizations, and an increase in presidential influence over the judiciary.
Ratings Changes	
<i>Improvements</i>	
Georgia	Georgia's civil liberties rating improved from 4 to 3 due to a reduction in the political instability the country confronted in the aftermath of the 2008 Russian invasion, as well as greater media diversity, including the launch of satellite broadcasts by the opposition television station Maestro.
Kenya	Kenya's civil liberties rating improved from 4 to 3 due to the reduced threat of ethnic and political violence demonstrated by a peaceful constitutional referendum held in August 2010.
Moldova	Moldova's civil liberties rating improved from 4 to 3 due to a more balanced and diverse media environment, a reduction in government hostility toward civil society groups, and a lack of interference with political gatherings ahead of the November 2010 parliamentary elections.
Nigeria	Nigeria's political rights rating improved from 5 to 4 due to increasing efforts at electoral reform, greater opposition leverage to demand transparent elections, and the emergence of a diverse slate of presidential candidates within the ruling People's Democratic Party.

FREEDOM IN THE WORLD 2011: THE AUTHORITARIAN CHALLENGE TO DEMOCRACY

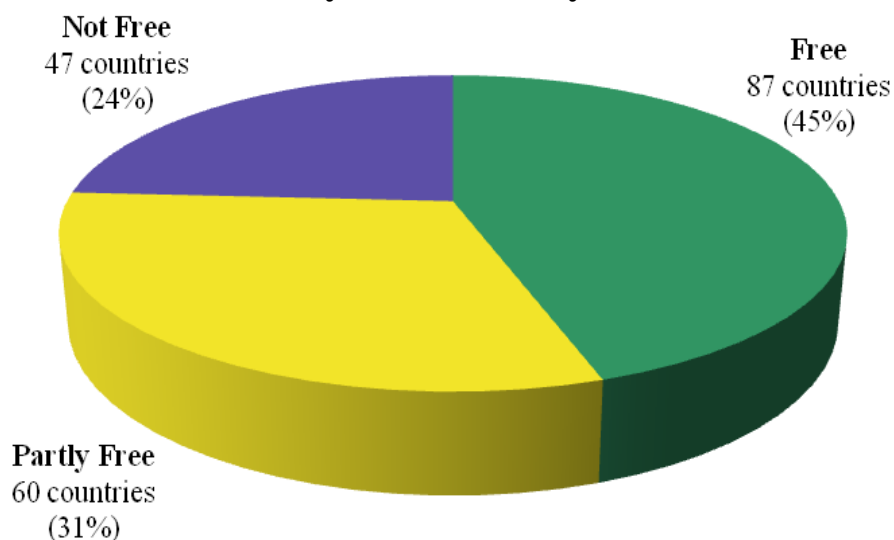
Philippines	The Philippines' political rights rating improved from 4 to 3 due to comparatively peaceful and credible presidential and legislative elections held in May 2010.
St. Vincent and the Grenadines	St. Vincent and the Grenadines' political rights rating improved from 2 to 1 due to the opposition's ability to challenge the ruling party and gain a significant number of seats in the December 2010 parliamentary elections.
Somaliland	Somaliland's political rights rating improved from 5 to 4 due to the successful conduct of a long-delayed presidential election and the peaceful transfer of power from the incumbent president to his leading rival.
Tanzania	Tanzania's political rights rating improved from 4 to 3 due to the more open and competitive nature of national elections held in October 2010.
Tonga	Tonga's political rights rating improved from 5 to 3 due to free and fair parliamentary elections held in November 2010, in which for the first time a majority of seats were filled through universal suffrage and won by prodemocracy candidates.
<i>Declines</i>	
Burundi	Burundi's political rights rating declined from 4 to 5 due to arrests and intimidation by the government and ruling party during local, parliamentary, and presidential election campaigns.
Côte d'Ivoire	Côte d'Ivoire's political rights rating declined from 6 to 7 and its civil liberties rating declined from 5 to 6 due to incumbent president Laurent Gbagbo's refusal to step down or recognize the November 2010 electoral victory of opposition presidential candidate Alassane Ouattara, as well as political violence that stemmed from the postelection standoff, including state security forces' targeting of ethnic minority groups that supported Ouattara.
Indian Kashmir	Indian Kashmir's civil liberties rating declined from 4 to 5 due to a surge in state violence against protesters opposed to Indian rule, including the enforcement of onerous curfews and use of live ammunition that caused over 100 civilian deaths in a three-month period.
Kuwait	Kuwait's civil liberties rating declined from 4 to 5 due to restrictions on freedom of expression including the legal harassment of critical journalists, as well as a ban on public rallies in September 2010.
Latvia	Latvia's civil liberties rating declined from 1 to 2 due to negative developments for press freedom, including threats to editorial independence following the sale of an influential newspaper under less-than-transparent circumstances.
Sri Lanka	Sri Lanka's political rights rating declined from 4 to 5 due to the misuse of state resources before and during the 2010 presidential and parliamentary elections, the arrest and prosecution of opposition presidential candidate Sarath Fonseka, and an increasing concentration of power in the executive branch and the president's family.
Venezuela	Venezuela's civil liberties rating declined from 4 to 5 due to a raft of legislation that granted President Hugo Chávez wide-ranging decree powers, tightened restrictions on civil society and the media, and attempted to vitiate opposition gains in September 2010 parliamentary elections.
Trend Arrows	
<i>Up</i>	
Colombia	Colombia received an upward trend arrow due to an improved equilibrium between the three branches of government and the end of surveillance operations that had targeted both civil society and government figures.
<i>Down</i>	
Afghanistan	Afghanistan received a downward trend arrow due to fraudulent parliamentary elections in September 2010.

FREEDOM IN THE WORLD 2011: THE AUTHORITARIAN CHALLENGE TO DEMOCRACY

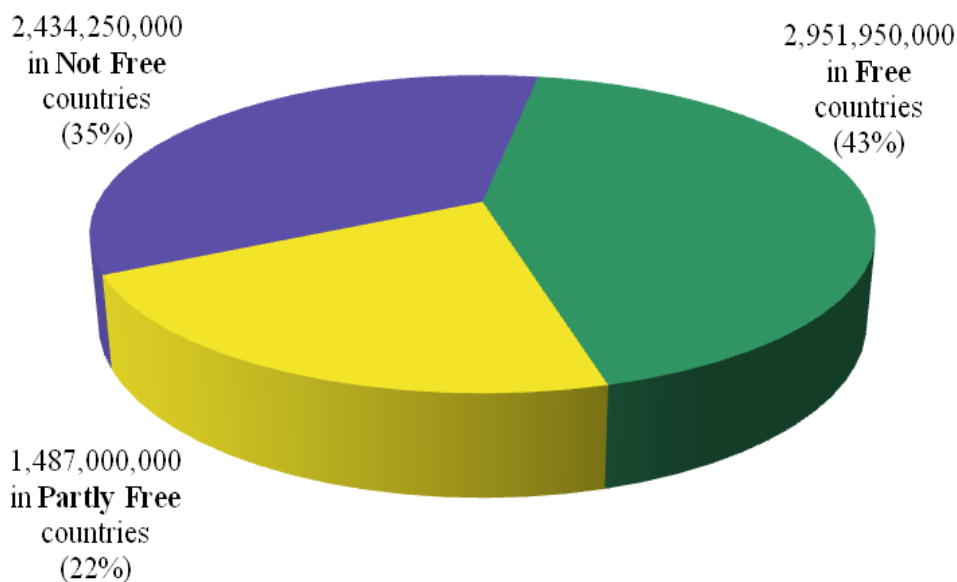
Bahrain	Bahrain received a downward trend arrow due to an intensified crackdown on members of the Shiite Muslim majority in 2010, including assaults and arrests of dozens of activists and journalists, as well as reports of widespread torture of political prisoners.
Cambodia	Cambodia received a downward trend arrow due to the government's consolidation of control over all aspects of the electoral process, its increased intimidation of civil society, and its apparent influence over the tribunal trying former members of the Khmer Rouge.
Egypt	Egypt received a downward trend arrow due to extensive restrictions on opposition candidates and reform advocates during the 2010 parliamentary elections, as well as a widespread crackdown on the media that resulted in increased self-censorship.
Fiji	Fiji received a downward trend arrow due to the replacement of additional magistrates with appointees who support the legitimacy and actions of the current military regime.
France	France received a downward trend arrow due to a continued pattern of political and societal discrimination against ethnic minorities, manifested in policies including a government-sponsored debate about national identity, the passage of a ban on facial coverings in public places, and the systematic deportation of some 8,000 Roma.
Guinea-Bissau	Guinea-Bissau received a downward trend arrow due to the military's interference in the country's politics and the civilian president's increasingly apparent willingness to acquiesce to its demands.
Haiti	Haiti received a downward trend arrow due to evidence of massive fraud in November 2010 elections, as well as disregard for electoral laws and lack of transparency in the operation of the Provisional Electoral Council.
Hungary	Hungary received a downward trend arrow due to the government's efforts to consolidate control over the country's independent institutions, including the creation of a new media council dominated by the ruling party that has the ability to impose large fines on broadcast, print, and online media outlets.
Iran	Iran received a downward trend arrow due to the rising economic and political clout of the Islamic Revolutionary Guards Corps, extensive efforts by the government to restrict freedom of assembly, and the sentencing of the entire leadership of the Baha'i community to lengthy prison terms.
Madagascar	Madagascar received a downward trend arrow due to de facto president Andry Rajoelina's attempt to unilaterally impose an electoral process in violation of internationally mediated agreements with the main opposition parties.
Rwanda	Rwanda received a downward trend arrow due to a severe crackdown on opposition politicians, journalists, and civil society activists in the run-up to a deeply flawed August 2010 presidential election.
Swaziland	Swaziland received a downward trend arrow due to a major crackdown on oppositionist and prodemocracy groups before and during organized demonstrations in September 2010.
Thailand	Thailand received a downward trend arrow due to the use of violence in putting down street protests in April and May 2010, and the coercive use of lèse-majesté laws and emergency powers to limit freedom of expression and personal autonomy.
Zambia	Zambia received a downward trend arrow due to political violence against the opposition and civil society groups, as well as the judiciary's failure to demonstrate substantial independence in key decisions throughout the year.

Global Data

Country Breakdown by Status



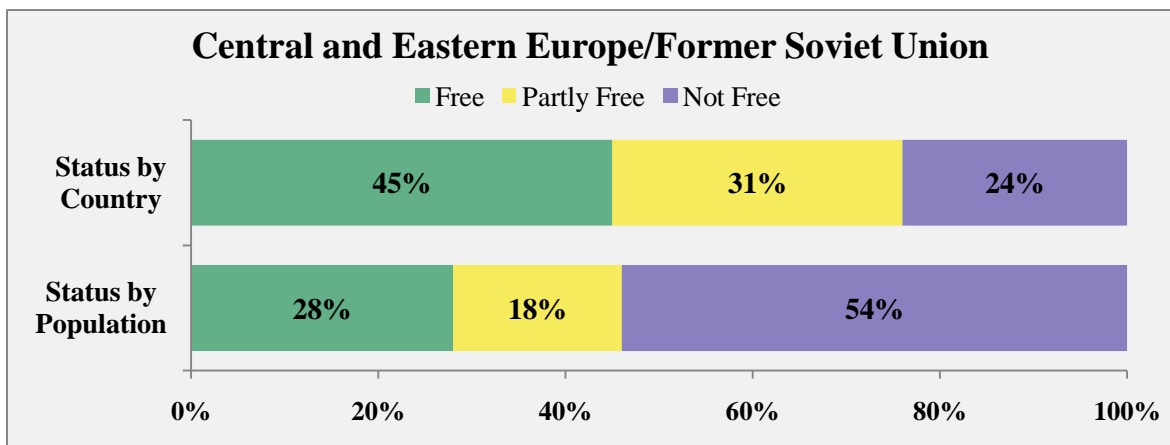
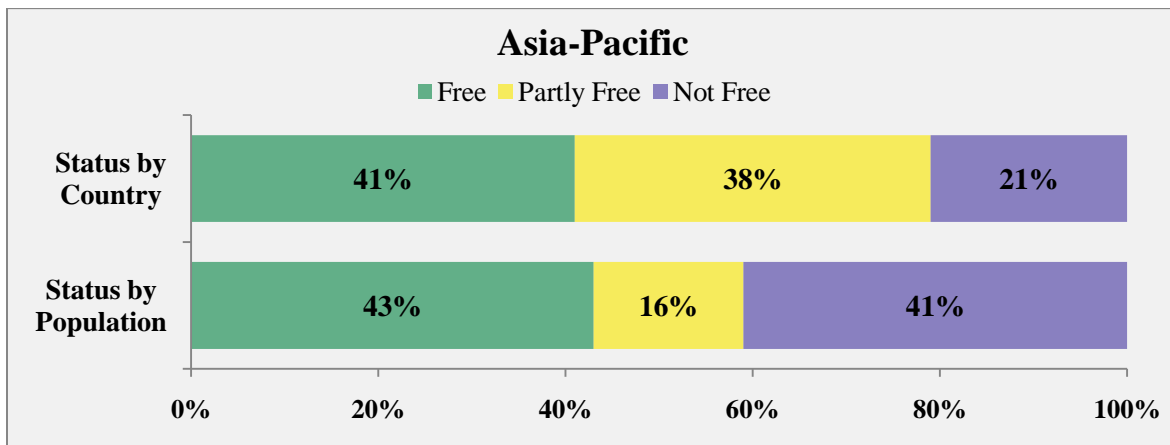
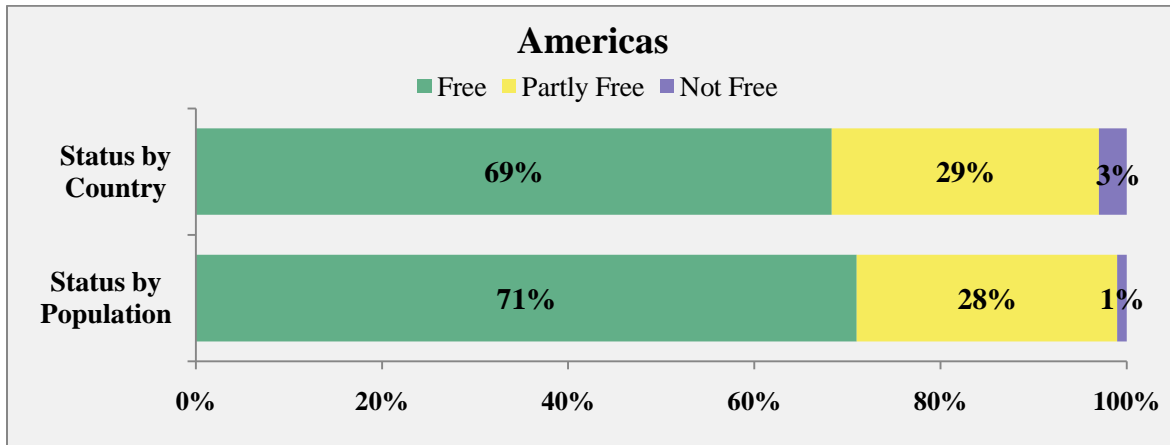
Population Breakdown by Status

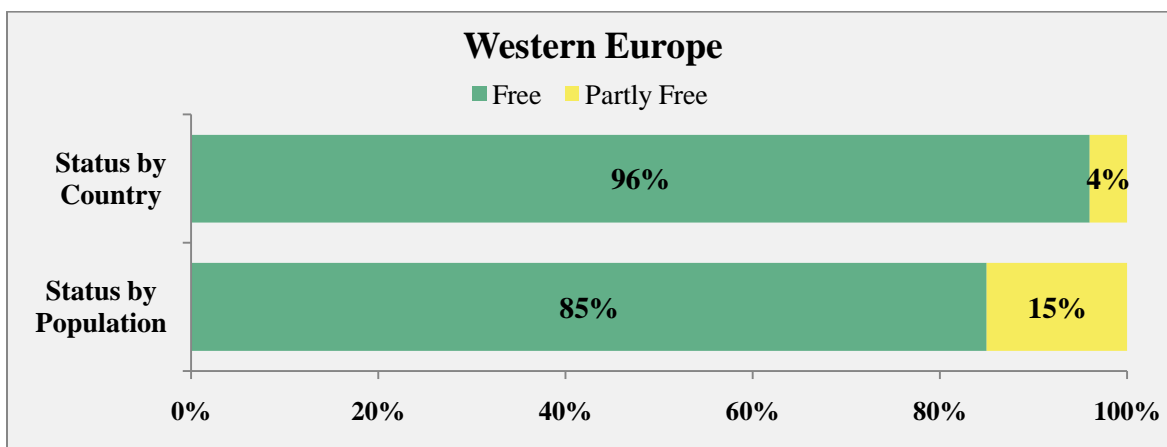
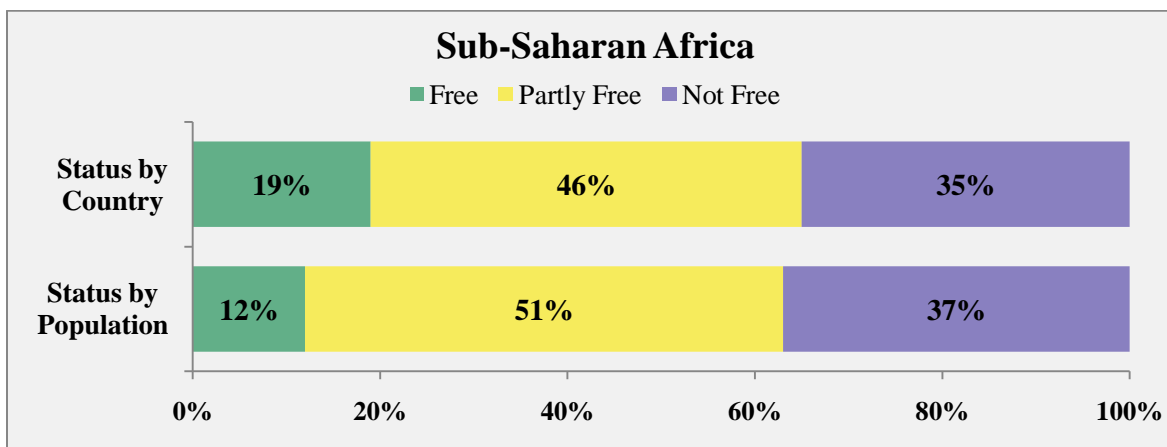
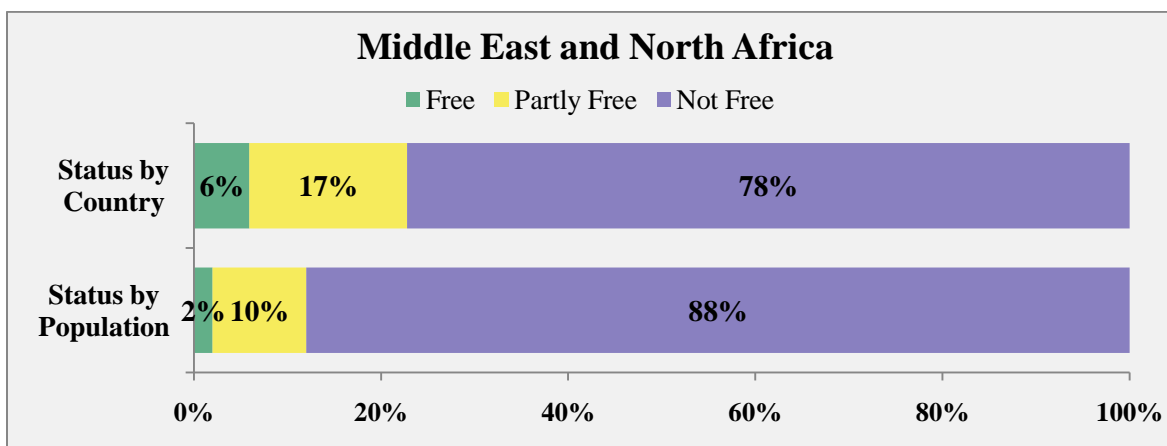


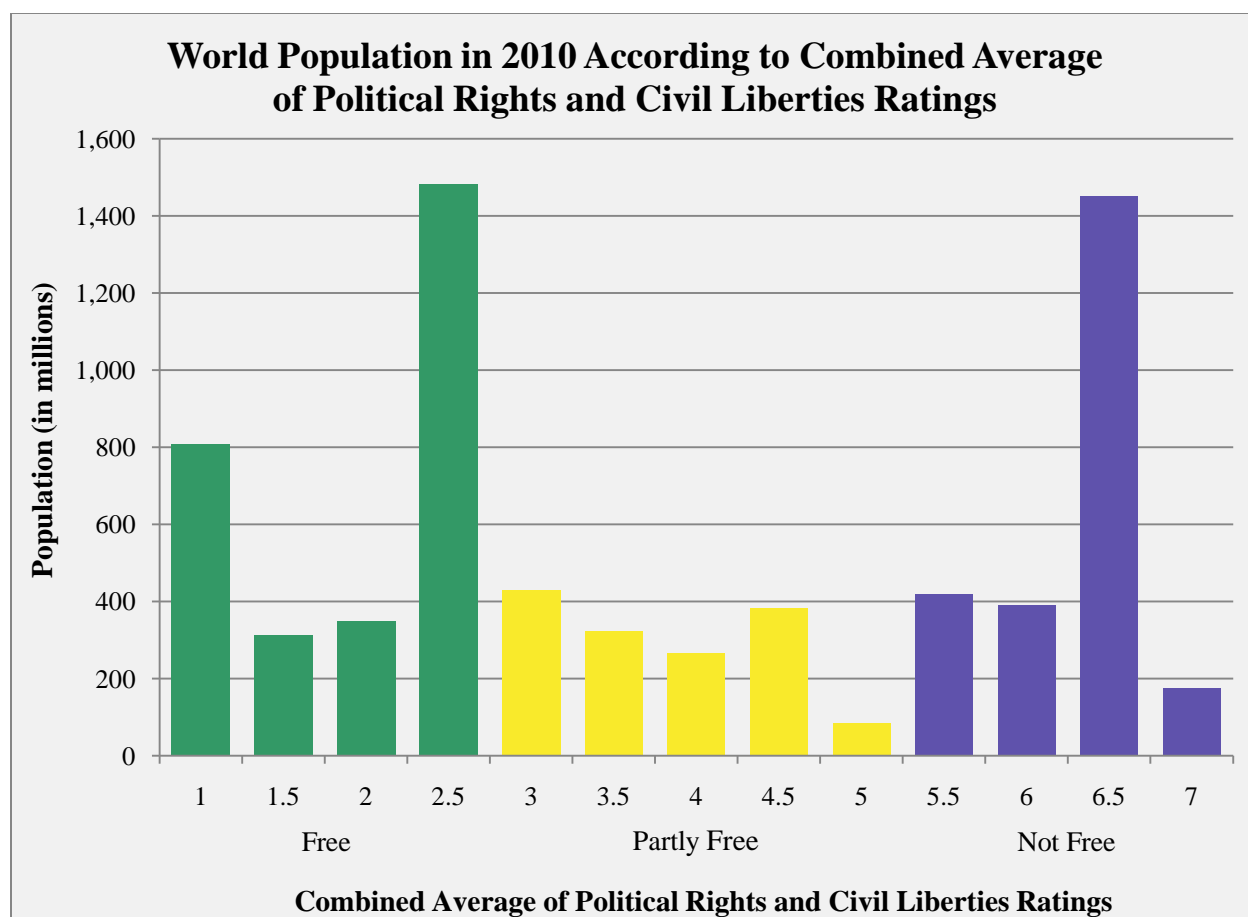
Global Trends in Freedom

Year Under Review	Free Countries		Partly Free Countries		Not Free Countries	
	Number	Percentage	Number	Percentage	Number	Percentage
2010	87	45	60	31	47	24
2000	86	45	58	30	48	25
1990	65	40	50	30	50	30
1980	51	31	51	31	60	37

Regional Data







Key to Political Rights and Civil Liberties Ratings and Status

Political Rights (PR)	
Aggregate Score	PR Rating
36–40	1
30–35	2
24–29	3
18–23	4
12–17	5
6–11	6
0–5	7

Civil Liberties (CL)	
Aggregate Score	CL Rating
53–60	1
44–52	2
35–43	3
26–34	4
17–25	5
8–16	6
0–7	7

Combined Average of the PR and CL Ratings	Country Status
1.0 to 2.5	Free
3.0 to 5.0	Partly Free
5.5 to 7.0	Not Free

For more information, please see methodology summary on page 30.

Historical Status Breakdown, 1972–2010

Year Under Review	Total Number of Countries	Free Countries		Partly Free Countries		Not Free Countries	
		Number	%	Number	%	Number	%
2010	194	87	45	60	31	47	24
2009	194	89	46	58	30	47	24
2008	193	89	46	62	32	42	22
2007	193	90	47	60	31	43	22
2006	193	90	47	58	30	45	23
2005	192	89	46	58	30	45	24
2004	192	89	46	54	28	49	26
2003	192	88	46	55	29	49	25
2002	192	89	46	55	29	48	25
2001	192	85	44	59	31	48	25
2000	192	86	45	58	30	48	25
1999	192	85	44	60	31	47	25
1998	191	88	46	53	28	50	26
1997	191	81	42	57	30	53	28
1996	191	79	41	59	31	53	28
1995	191	76	40	62	32	53	28
1994	191	76	40	61	32	54	28
1993	190	72	38	63	33	55	29
1992	186	75	40	73	39	38	21
1991	183	76	42	65	35	42	23
1990	165	65	40	50	30	50	30
1989	167	61	37	44	26	62	37
1988	167	60	36	39	23	68	41
1987	167	58	35	58	35	51	30
1986	167	57	34	57	34	53	32
1985	167	56	34	56	34	55	33
1984	167	53	32	59	35	55	33
1982–1983*	166	52	31	56	34	58	35
1981–1982**	165	54	33	47	28	64	39
1980	162	51	31	51	31	60	37
1979	161	51	32	54	33	56	35
1978	158	47	30	56	35	55	35
1977	155	43	28	48	31	64	41
1976	159	42	26	49	31	68	43
1975	158	40	25	53	34	65	41
1974	152	41	27	48	32	63	41
1973	151	44	29	42	28	65	43
1972	151	44	29	38	25	69	46

* This survey covered events that occurred from 1981 through mid-1982.

** This survey covered events that occurred from mid-1982 through late 1983.

Electoral Democracies, 1989–2010

Year Under Review	Total Number of Countries	Number of Electoral Democracies	Percentage of Electoral Democracies *
2010	194	115	59
2009	194	116	60
2008	193	119	62
2007	193	121	63
2006	193	123	64
2005	192	123	64
2004	192	119	62
2003	192	117	61
2002	192	121	63
2001	192	121	63
2000	192	120	63
1999	192	120	63
1998	191	117	61
1997	191	117	61
1996	191	118	62
1995	191	115	60
1994	191	113	59
1993	190	108	57
1992	186	99	53
1991	183	89	49
1990	165	76	46
1989	167	69	41

* Percentages are rounded to the nearest whole number.

Electoral Democracy Designation

The numerical benchmark for a country to be listed as an electoral democracy is a subtotal score of 7 or better (out of a possible 12) for the political rights checklist subcategory A (the three questions on Electoral Process), and an overall political rights score of 20 or better (out of a possible 40).

The presence of certain irregularities during the electoral process does not automatically disqualify a country from being designated an electoral democracy. A country cannot be an electoral democracy if significant authority for national decisions resides in the hands of an unelected power, whether a monarch or a foreign or international authority. A country is removed from the ranks of electoral democracies if its last national elections were not sufficiently free or fair, or if changes in law significantly eroded the public's opportunity for electoral choice.

Freedom House's term "electoral democracy" differs from "liberal democracy" in that the latter also implies the presence of a substantial array of civil liberties. In the survey, all Free countries qualify as both electoral and liberal democracies. By contrast, some Partly Free countries qualify as electoral, but not liberal, democracies.

For more information on *Freedom in the World* scoring and methodology, see page 30.

Gains and Declines in Aggregate Scores, 2002–2010

The following graph and maps depict gains and declines in aggregate scores between the 2003 and 2011 surveys. Political rights and civil liberties ratings (1 to 7) are determined by the total number of points (up to 100) each country receives on 10 political rights questions and 15 civil liberties questions. This point total is referred to as the country's aggregate score. Countries receive 0 to 4 points on each question, with 0 representing the smallest degree and 4 the greatest degree of freedom.

Many changes in these scores are too small to trigger a change in the political rights or civil liberties ratings, but they can often illustrate long-term trends with greater subtlety. The features below clearly show the five consecutive years of global decline discussed in the introductory essay.

For the full *Freedom in the World* methodology, please visit the Freedom House website (www.freedomhouse.org).

